

## Epidemiology of COVID-19 Outbreaks/Clusters in Ireland - Weekly Report. Week 35, 2022

Weekly COVID-19 Outbreak Report for week ending 03/09/2022

Prepared by HPSC on 07/09/2022

Please note: Data are provisional and confidential

This report includes data extracted from the Computerised Infectious Disease Reporting (CIDR) on 07/09/2022 up to midnight 03/09/2022.

*Reference dates:*

<b>Waves</b>	<b>Dates</b>
Wave 1 (Week 10 – 31 2020)	01/03/2020 – 01/08/2020
Wave 2 (Week 32 – 47 2020)	02/08/2020 – 21/11/2020
Wave 3 (Week 48 2020 – Week 25 2021)	22/11/2020 – 26/06/2021
Wave 4 (Week 26 – 50 2021)	27/06/2021 – 18/12/2021
Wave 5 (Week 51 2021 onwards)	19/12/2021 onwards

The HPSC Epidemiology of COVID-19 Data Hub provides data on non-private household outbreaks. The [Data Hub](#) is updated weekly on Wednesdays.

**Regional Departments of Public Health are currently prioritising the investigation and reporting of outbreaks in settings that benefit most from public health and clinical intervention. These settings include acute hospitals, nursing homes, community hospital/long-stay units, residential institutions, other healthcare settings, vulnerable populations, special educational needs schools/classes and childcare facilities. For this reason, outbreaks in other settings may be underestimated. This report focuses on these key settings/groups.**

In addition, due to the surge in case numbers in early 2022 and changes in testing policy, all outbreak cases may not be linked to their outbreak on CIDR. Due to these changes, an interim measure has been applied whereby the higher number between aggregate and outbreak linked confirmed case numbers is used in outbreak settings (report pages 9-19).

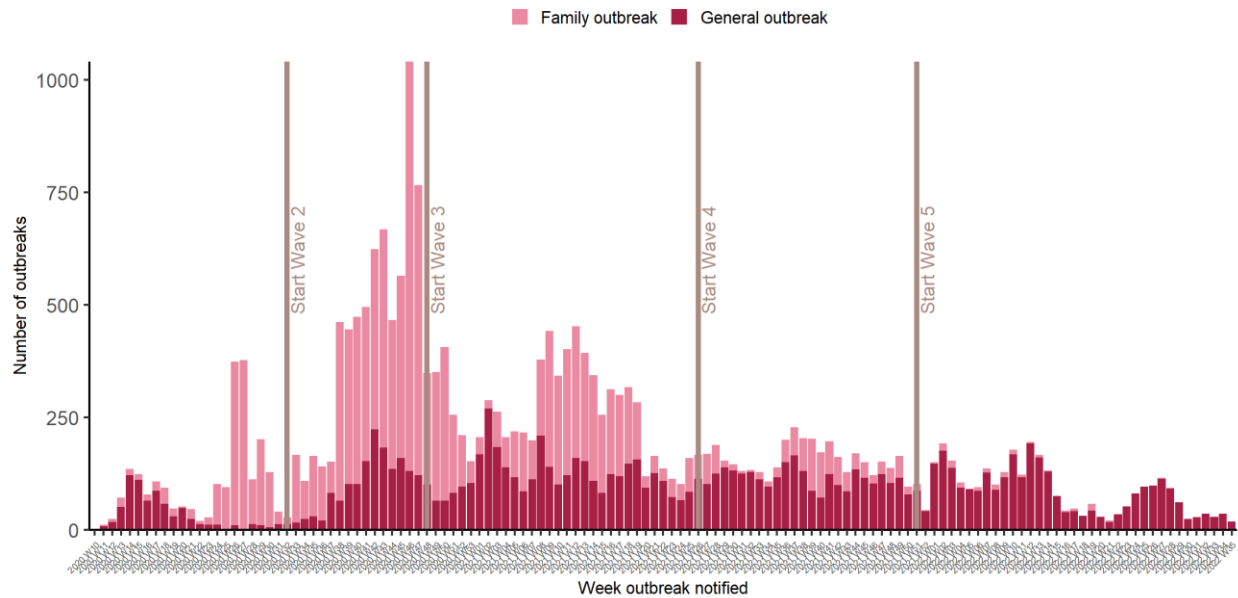
Due to the cyber-attack on the HSE IT systems on 14/05/2021, CIDR was unavailable for the reporting of COVID-19 outbreaks from 14/05/2021 to the 28/06/2021. As a result, there has been a delay in reporting for many outbreaks on CIDR. To account for this, outbreak week for all outbreaks created between May 14<sup>th</sup> and October 9<sup>th</sup> 2021 is based on the following algorithm: earliest of 1. outbreak recognition date; 2. first reported date; 3. outbreak created date. Outbreak week is based on outbreak created date for all outbreaks created on or before May 13<sup>th</sup> 2021, and on or after October 10<sup>th</sup> 2021.



Please note COVID-19 outbreaks and cases are continuously validated/updated on CIDR.

The COVID-19 outbreak definition is available in [Appendix 2](#) of this report and on the [HPSC website](#).

Sincere thanks are extended to all those who are participating in the collection of data and reporting of data used in these reports. This includes the HSE COVID-19 Contact Management Programme (CMP), staff in ICU units, notifying clinicians, laboratory staff, public health doctors, nurses, surveillance scientists, microbiologists and administrative staff.



**Figure 1:** Epi-curve of COVID-19 outbreaks in all settings notified in Ireland by week of notification and outbreak type (see technical note 5, [Appendix 2](#)) to end Week 35 2022, N=24,497. Vertical lines indicate the timeline of epidemic waves of COVID-19 infection in Ireland. *Data source: CIDR*

## Key points

**24,497** COVID-19 outbreaks have been reported in Ireland since Week 10, 2020 (Figure 1, [Appendix 1](#)).

### Summary Wave 5 (Week 51 2021 to Week 35 2022)

**3,190** COVID-19 outbreaks have been reported from Week 51 2021 onwards and key outbreak locations are as follows:

- 562 (17.6%) were reported in hospitals
- 897 (28.1%) were reported in nursing homes
- 138 (4.3%) were reported in community hospital/long-stay units
- 999 (31.3%) were reported in residential institutions
- 216 (6.8%) were reported in 'other' healthcare services
- 122 (3.8%) were reported in schools
- 14 (0.4%) were reported in childcare facilities
- 242 (7.6%) were reported in a range of other settings

**3,047** outbreaks have been closed and **143** are open (See [Appendix 1](#), Table A for breakdown of outbreaks by location and outbreak status. Note that it is common practice not to close private house outbreaks on CIDR due to the large volume of outbreaks in this category).

### Summary Week 35 2022

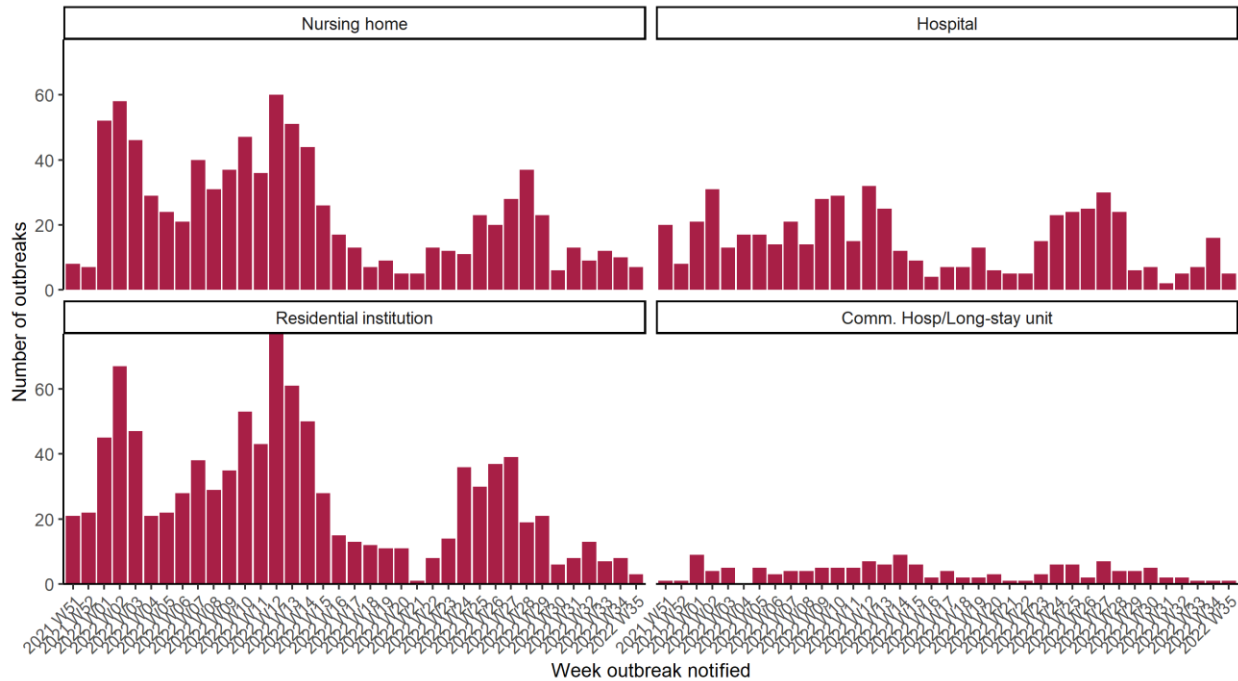
In **Week 35** 2022, there were **18** COVID-19 outbreaks notified.

The overall number of outbreaks notified in Week 35 2022 decreased by 17 compared to Week 34 2022. There were:

- 5 outbreaks associated with acute hospitals notified
- 7 outbreaks associated with nursing homes notified
- 1 outbreak associated with community hospital/long-stay units notified
- 3 outbreaks associated with residential institutions notified
- 1 outbreak associated with other healthcare services notified
- 1 outbreak associated with other settings notified

## COVID-19 Outbreaks/Clusters in Residential Facilities and Hospital settings in Ireland

A summary of COVID-19 outbreaks linked to nursing homes, acute hospitals, community hospital/long-stay units, and other residential institutions is shown in Figure 2 and in the subsequent “Focus” sections, Tables 3-5 and Figures 3-5.



**Figure 2:** Epi-curve of COVID-19 outbreaks in: Acute Hospitals, Nursing Homes, Community Hospitals/Long-stay units and Residential institutions notified in Ireland by week of notification, Wave 5. *Data source: CIDR*

**Table 1:** Number of COVID-19 outbreaks notified in Ireland by outbreak location and by week of notification Wave 5, and difference in number of outbreaks notified in Week 35 2022 compared to the previous week, N=3,190. *Data source: CIDR*

Outbreak location	Total Week 51 2021 - Week 27 2022	2022 W28	2022 W29	2022 W30	2022 W31	2022 W32	2022 W33	2022 W34	2022 W35	Difference in number of outbreaks notified since last week	Total wave 5: Week 51 2021 - Week 35 2022
Residential institution	914	19	21	6	8	13	7	8	3	-5	999
Hospital	490	24	6	7	2	5	7	16	5	-11	562
Other healthcare service	205	3	5	0	1	1	0	0	1	1	216
Nursing home	780	37	23	6	13	9	12	10	7	-3	897
Comm. Hosp/Long-stay unit	118	4	4	5	2	2	1	1	1	0	138
Other school type	26	0	0	0	0	0	0	0	0	0	26
Special education	95	1	0	0	0	0	0	0	0	0	96
<b>Total School</b>	<b>121</b>	<b>1</b>	<b>0</b>	<b>0</b>	<b>0</b>	<b>0</b>	<b>0</b>	<b>0</b>	<b>0</b>	<b>0</b>	<b>122</b>
Childcare facility	14	0	0	0	0	0	0	0	0	0	14
Other location	227	4	2	0	2	5	1	0	1	1	242
<b>Total</b>	<b>2,869</b>	<b>92</b>	<b>61</b>	<b>24</b>	<b>28</b>	<b>35</b>	<b>28</b>	<b>35</b>	<b>18</b>	<b>-17</b>	<b>3,190</b>

**Table 2A:** Number of COVID-19 outbreaks by outbreak location and HSE-Area notified in Ireland, Wave 5. N=3,190. *Data source: CIDR*

Outbreak location	HSE E	HSE M	HSE MW	HSE NE	HSE NW	HSE SE	HSE S	HSE W	Total
Nursing home	292	52	91	88	42	107	111	114	897
Residential institution	264	61	90	155	88	137	141	63	999
Hospital	240	8	59	72	59	34	35	55	562
Other healthcare service	30	3	29	36	12	21	56	29	216
Comm. Hosp/Long-stay unit	15	0	21	1	29	22	39	11	138
Other school type	12	1	1	3	2	0	6	1	26
Special education	20	3	21	7	6	7	28	4	96
<b>Total School</b>	<b>32</b>	<b>4</b>	<b>22</b>	<b>10</b>	<b>8</b>	<b>7</b>	<b>34</b>	<b>5</b>	<b>122</b>
Childcare facility	1	1	1	1	3	1	4	2	14
Other location	10	1	44	31	8	3	58	87	242
<b>Total</b>	<b>884</b>	<b>130</b>	<b>357</b>	<b>394</b>	<b>249</b>	<b>332</b>	<b>478</b>	<b>366</b>	<b>3,190</b>

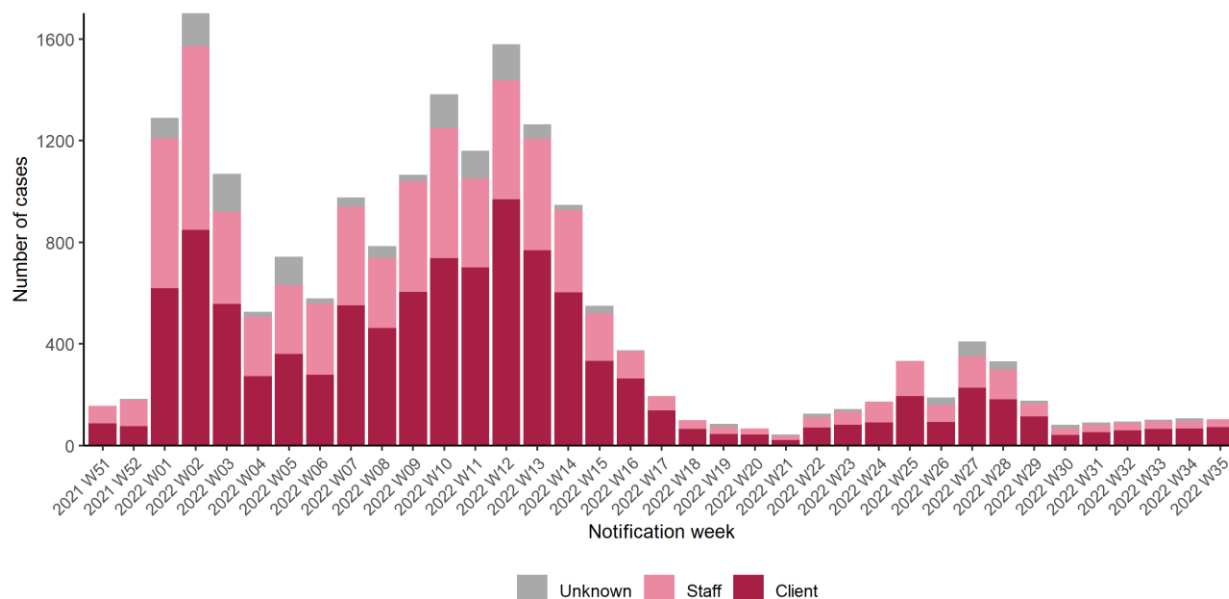
**Table 2B:** Number of COVID-19 outbreaks by outbreak location and HSE-Area notified in Ireland during Week 35 2022, N=18. *Data source: CIDR*

Outbreak location	HSE E	HSE M	HSE MW	HSE NE	HSE NW	HSE SE	HSE S	HSE W	Total
Hospital	0	1	0	3	1	0	0	0	5
Nursing home	0	0	2	1	2	1	1	0	7
Comm. Hosp/Long-stay unit	0	0	0	0	1	0	0	0	1
Residential institution	0	0	0	0	0	1	1	1	3
Other healthcare service	0	0	0	0	1	0	0	0	1
Other school type	0	0	0	0	0	0	0	0	0
Special education	0	0	0	0	0	0	0	0	0
<b>Total School</b>	<b>0</b>	<b>0</b>	<b>0</b>	<b>0</b>	<b>0</b>	<b>0</b>	<b>0</b>	<b>0</b>	<b>0</b>
Childcare facility	0	0	0	0	0	0	0	0	0
Other location	0	0	0	0	0	0	1	0	1
<b>Total</b>	<b>0</b>	<b>1</b>	<b>2</b>	<b>4</b>	<b>5</b>	<b>2</b>	<b>3</b>	<b>1</b>	<b>18</b>

### Focus on COVID-19 Outbreaks in Nursing Homes and Community Hospitals

**Table 3:** Number of COVID-19 outbreaks and laboratory confirmed cases<sup>1</sup>. in nursing homes and community hospital/long-stay units in Ireland, Wave 5. *Data source: CIDR*

Outbreak location	Total number of outbreaks week 35	Range in number of confirmed cases# week 35	Total number of outbreaks since start wave 5	Total number of open outbreaks	Range in number of confirmed cases# in open outbreaks
Nursing home	7	2 - 37	897	43	2 - 45
Comm. Hosp/Long-stay unit	1	< 5	138	6	2 - 19
<b>Total</b>	<b>8</b>	<b>2 - 37</b>	<b>1,035</b>	<b>49</b>	<b>2 - 45</b>



**Figure 3:** Epi-curve of confirmed COVID-19 cases linked to outbreaks in nursing homes and community hospital/long-stay units by staff/client status and date of notification, Wave 5. *Data source: CIDR*

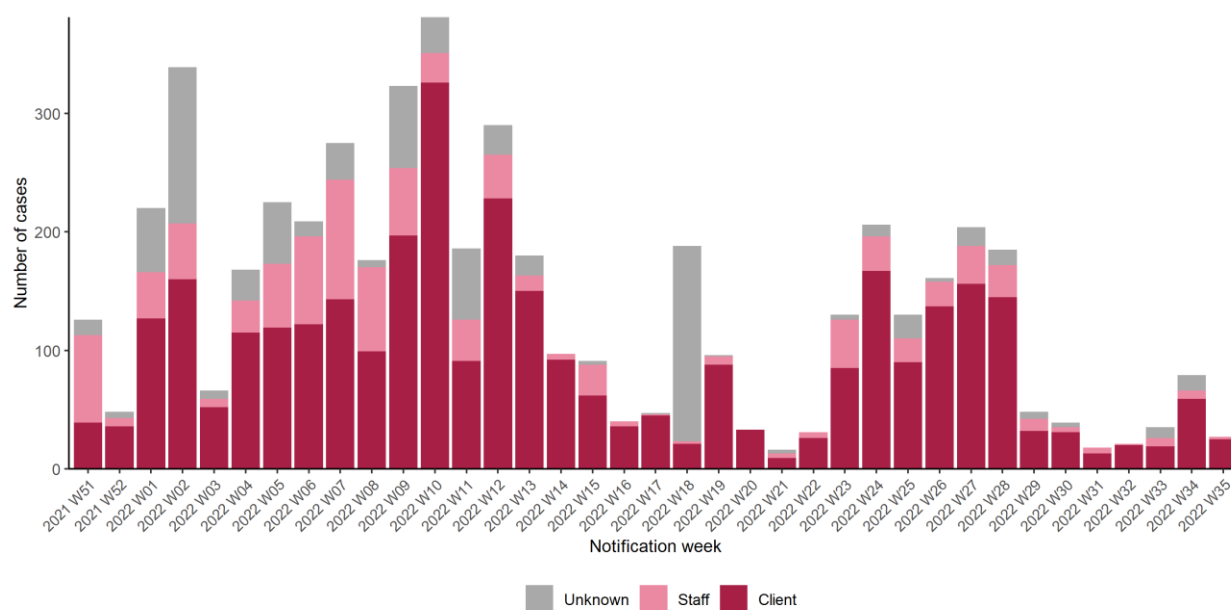
<sup>1</sup> Note re Tables 3-8. Due to the surge in case numbers in early 2022 and changes in testing policy, all outbreak cases may not be linked to their outbreak on CIDR. Due to these changes, an interim measure has been applied whereby the higher number between aggregate and outbreak linked confirmed case numbers is used in outbreak settings. #n/a is used where there were no outbreaks in a category or where there are no confirmed cases currently linked to any outbreak in that category (see technical note 6, [Appendix 2](#))



### Focus on COVID-19 Outbreaks in Acute Hospitals

**Table 4:** Number of COVID-19 outbreaks and laboratory confirmed cases in acute hospital settings in Ireland, Wave 5. *Data source: CIDR*

Outbreak location	Total number of outbreaks week 35	Range in number of confirmed cases# week 35	Total number of outbreaks since start wave 5	Total number of open outbreaks	Range in number of confirmed cases# in open outbreaks
Hospital	5	3 - 10	562	46	2 - 162



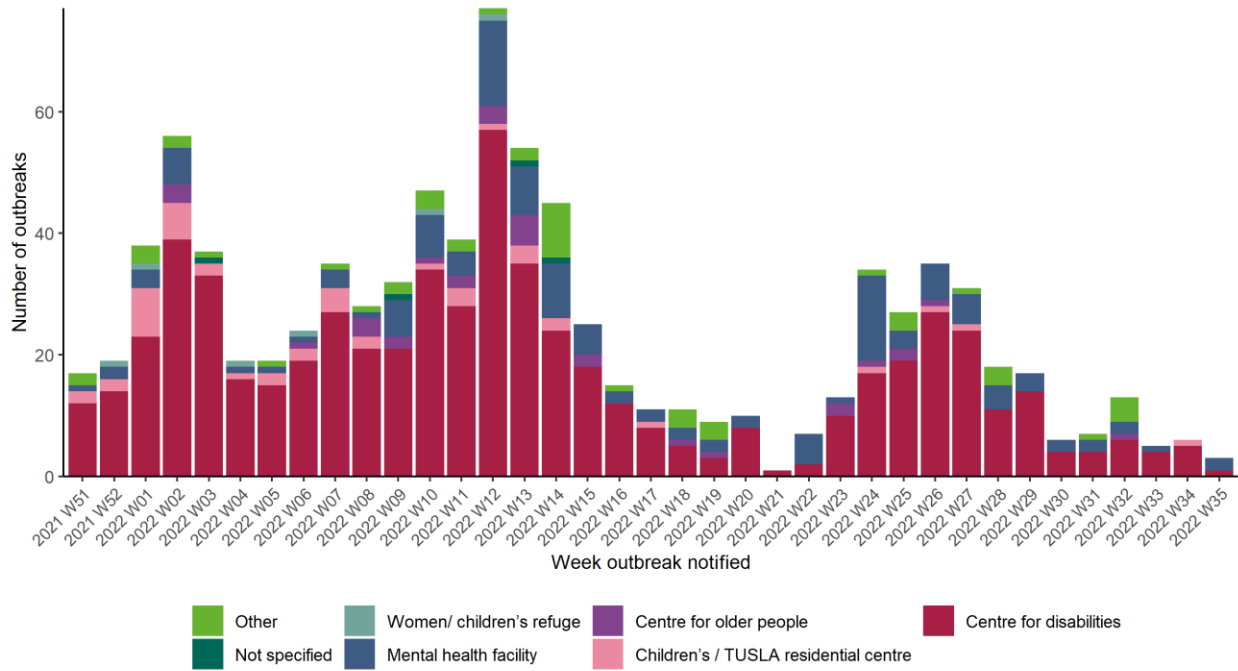
**Figure 4:** Epi-curve of confirmed COVID-19 cases linked to outbreaks in hospitals by staff/client status and date of notification, Wave 5. *Data source: CIDR*

**Focus on COVID-19 Outbreaks in Residential Institutions (please see footnote<sup>2</sup>)**

**Table 5:** Number of COVID-19 outbreaks and laboratory confirmed cases in residential institutions in Ireland, Wave 5. *Data source: CIDR*

Type of residential facility	Total number of outbreaks week 35	Range in number of confirmed cases# week 35	Total number of outbreaks since start wave 5	Total number of open outbreaks	Range in number of confirmed cases# in open outbreaks
<b>Mental health facility</b>	2	4 - 5	132	6	4 - 43
<b>Centre for disabilities</b>	1	<5	621	7	1 - 7
<b>Centre for older people</b>	0	0	31	0	0
<b>Children's / TUSLA residential centre</b>	0	0	46	1	<5
<b>Not specified</b>	0	0	4	0	0
<b>Other</b>	0	0	50	4	2 - 15
<b>Women/ children's refuge</b>	0	0	6	0	0
<b>Total</b>	<b>3</b>	<b>1 - 5</b>	<b>890</b>	<b>18</b>	<b>1 - 43</b>

<sup>2</sup> This section focuses on the following residential settings: Centres for disabilities, Centres for older people, Children's/TUSLA residential centres and mental health facilities. Homeless services, addiction services, direct provision centres and prisons are reported in the Focus on Vulnerable Populations section.

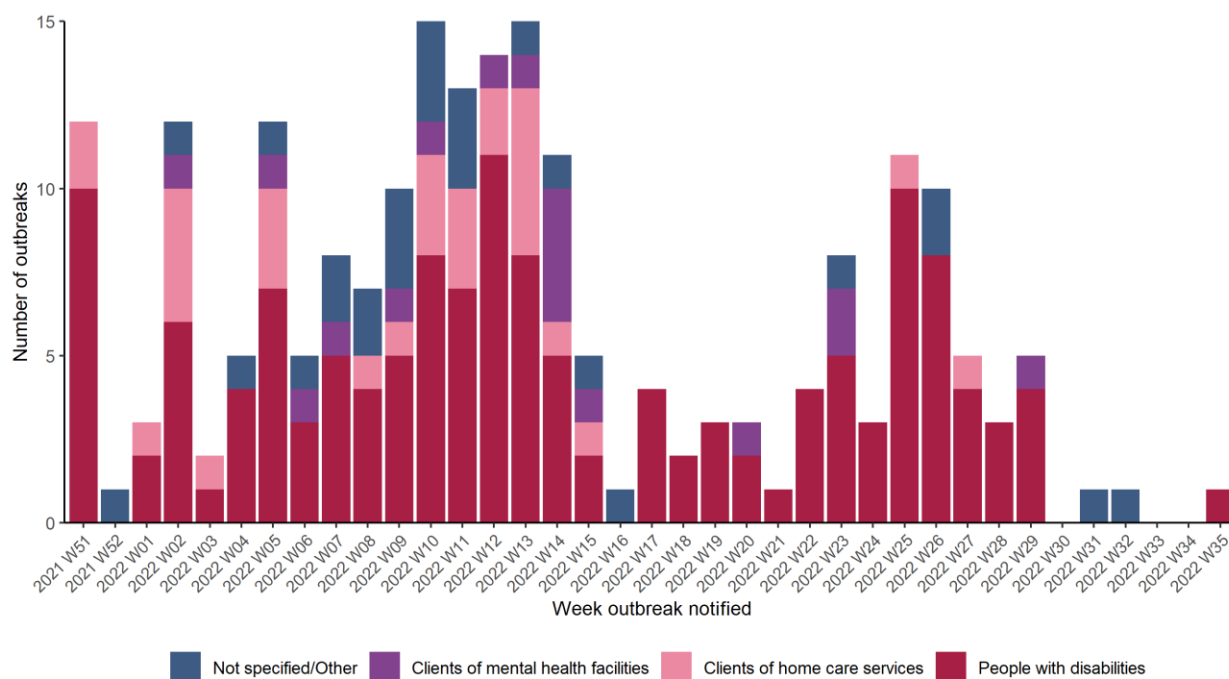


**Figure 5:** Number of COVID-19 outbreaks in residential institutions by type of residential institution in Ireland, Wave 5. *Data source: CIDR*

### Focus on COVID-19 Outbreaks associated with Other Healthcare Settings

**Table 6:** Number of COVID-19 outbreaks and laboratory confirmed cases associated with other healthcare settings in Ireland, Wave 5. *Data source: CIDR*

Outbreak location	Total number of outbreaks week 35	Range in number of confirmed cases# week 35	Total number of outbreaks since start wave 5	Total number of open outbreaks	Range in number of confirmed cases# in open outbreaks
People with disabilities	1	10	142	3	0 - 15
Clients of home care services	0	0	30	0	0
Not specified/Other	0	0	27	0	0
Clients of mental health facilities	0	0	17	1	2
<b>Total</b>	<b>1</b>	<b>10</b>	<b>216</b>	<b>4</b>	<b>0 - 15</b>

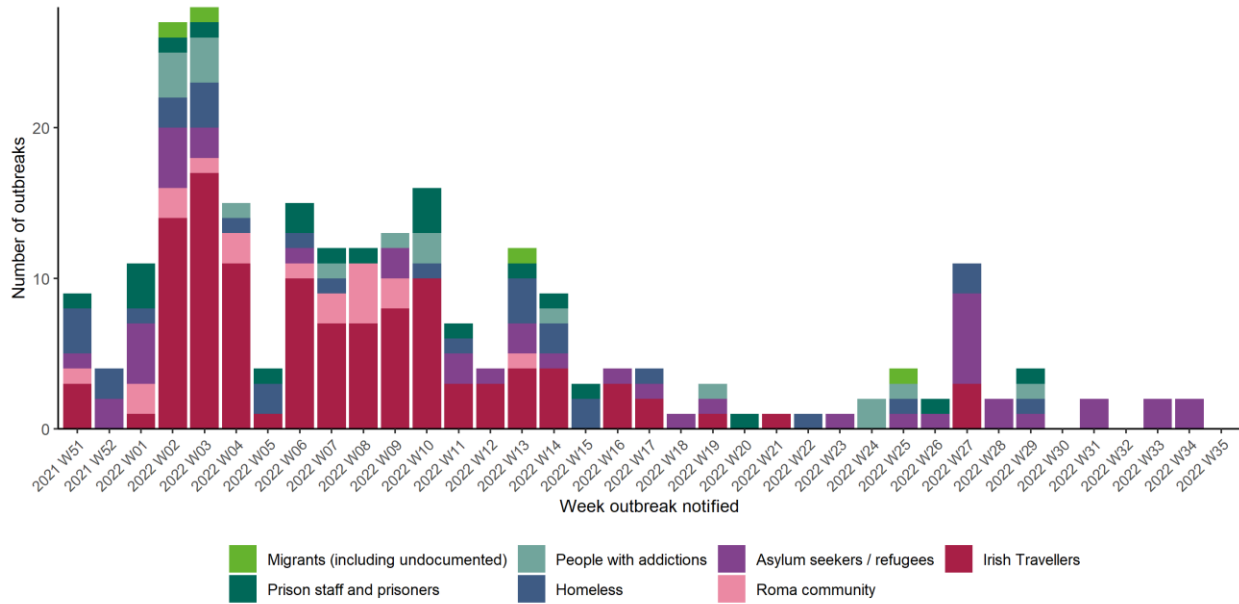


**Figure 6:** Number of COVID-19 outbreaks in 'Other healthcare' settings by type of setting in Ireland, Wave 5. *Data source: CIDR*

### Focus on COVID-19 Outbreaks associated Other Vulnerable Populations

**Table 7:** Number of COVID-19 outbreaks and laboratory confirmed cases in settings involving vulnerable populations, including: the Irish Traveller community; Roma community; asylum seekers/refugees; migrants (including undocumented); the homeless; people with addictions and; prison staff/prisoners in Ireland, Wave 5. *Data source: CIDR*

Vulnerable populations	Total number of outbreaks week 35	Range in number of confirmed cases# week 35	Total number of outbreaks since start wave 5	Total number of open outbreaks	Range in number of confirmed cases# in open outbreaks
Asylum seekers / refugees	0	0	44	4	5 - 24
Homeless	0	0	31	0	0
Irish Travellers	0	0	113	12	2 - 14
Migrants (including undocumented)	0	0	4	0	0
People with addictions	0	0	17	0	0
Prison staff and prisoners	0	0	21	2	10 - 22
Roma community	0	0	18	1	<5
<b>Total</b>	<b>0</b>	<b>n/a</b>	<b>248</b>	<b>19</b>	<b>2 - 24</b>

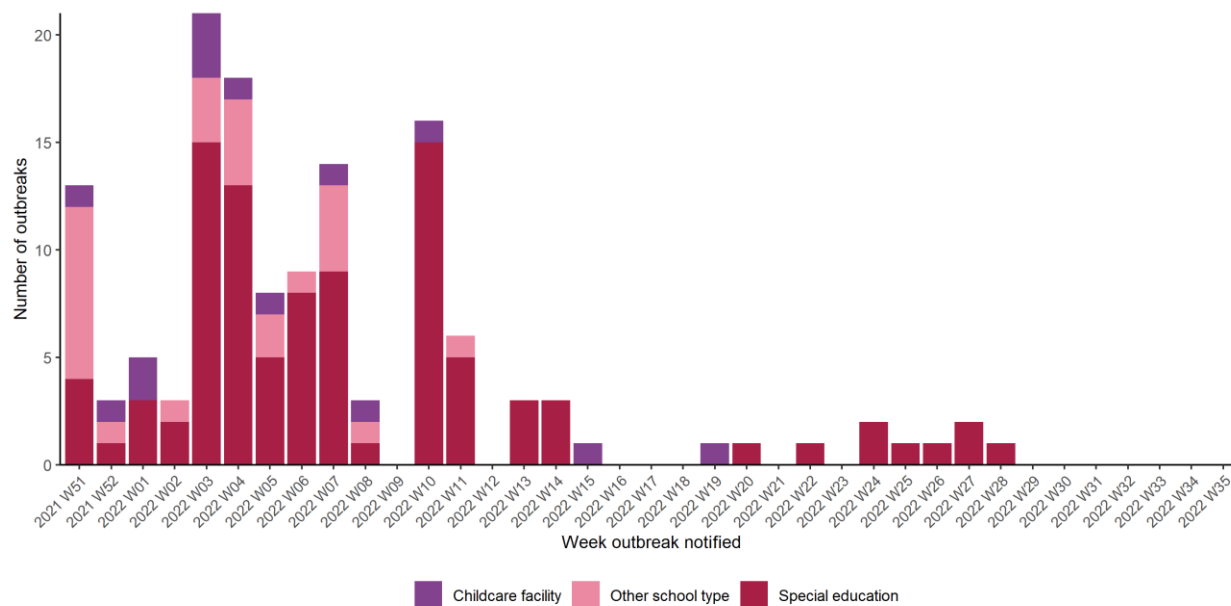


**Figure 7:** Number of COVID-19 outbreaks associated with other vulnerable populations in Ireland, Wave 5. *Data source: CIDR*

### Focus on COVID-19 Outbreaks associated with School Children (+/- staff), and Childcare Facilities

**Table 8:** Number of COVID-19 outbreaks and laboratory confirmed cases associated with school children (+/- staff) and childcare facilities in Ireland, Wave 5. *Data source: CIDR*

Type of educational facility	Total number of outbreaks week 35	Range in number of confirmed cases# week 35	Total number of outbreaks since start wave 5	Total number of open outbreaks	Range in number of confirmed cases# in open outbreaks
Childcare facility	0	0	14	0	0
Other school type	0	0	26	0	0
Special education	0	0	96	0	0
<b>Total</b>	<b>0</b>	<b>n/a</b>	<b>136</b>	<b>0</b>	<b>n/a</b>



**Figure 8:** Number of COVID-19 outbreaks in school and childcare facility settings in Ireland, Wave 5. *Data source: CIDR*

## Appendices

### Appendix 1 Appendix 1

**Table A:** Number of COVID-19 outbreaks notified in Ireland by outbreak location and closure status from Week 10 2020 to Week 35, 2022, N=24,497. *Data source: CIDR*

Outbreak location	Closed	Open	Total
Comm. Hosp/Long-stay unit	233	6	239
Hospital	1,131	47	1,178
Nursing home	1,603	43	1,646
Other healthcare service	539	4	543
Residential institution	1,907	23	1,930
Childcare facility	653	0	653
School	1,395	1	1,396
University/College	68	0	68
Workplace	1,267	0	1,267
Travel related	277	18	295
Guest house / B and B	14	0	14
Hotel	112	0	112
Public house	117	0	117
Restaurant / Cafe	223	0	223
Other recreation activity	30	0	30
Sporting activity/fitness	95	0	95
Social gathering	286	5	291
Religious/Other ceremony	140	4	144
Extended family	832	122	954
Community outbreak	526	3	529
Personal grooming service	48	0	48
Transport	66	1	67
Retail outlet	388	0	388
Private house	6,824	5,394	12,218



<b>Other</b>	42	1	43
<b>Unknown</b>	5	0	5
<b>Not Specified</b>	4	0	4
<b>Total</b>	<b>18,825</b>	<b>5,672</b>	<b>24,497</b>

## Appendix 2

### Technical Notes

1. Data are based on statutory notifications and were extracted from the National Computerised Infectious Disease Reporting (CIDR) system. Data are provisional and subject to ongoing review, validation and update. As a result, figures in this report may differ from previously published figures.
2. For surveillance purposes, the following COVID-19 outbreak definition is used for notifying **Confirmed**<sup>3</sup> COVID-19 outbreaks/clusters:
  - There is a cluster/outbreak, with two or more cases of laboratory confirmed COVID-19 infection regardless of symptom status. This includes cases with symptoms and cases who are asymptomatic.OR
  - There is a cluster/outbreak, with two or more cases of illness with symptoms consistent with COVID-19 infection (as per the COVID-19 case definition), and at least one person is a confirmed case of COVID-19.
3. This report includes confirmed and suspected COVID-19 outbreaks.
4. An “Open” or “Closed” outbreak is defined as an outbreak where the outbreak status is “Open” or “Closed” on CIDR. In order to declare an outbreak “Closed” the outbreak location should not have experienced any new cases of infection which meet the case definition for a period of 28 days (two incubation periods).
5. Outbreak type (family/general) indicates whether an outbreak is confined to a family (family outbreak) or affects members of more than one household (general outbreak).
6. The “range in number of cases” presented in Tables 3 to 8 is based on laboratory confirmed cases linked to an outbreak in CIDR. The priority is to notify outbreaks to CIDR in a timely fashion and, while every effort is made to link cases to outbreaks as quickly as possible, there can sometimes be a delay in linking cases to the outbreak. Ranges in number of cases that include “0” include outbreaks that currently have no linked cases. Data in CIDR are continuously reviewed and updated and this includes the identification and linking of outbreak-associated cases.

---

<sup>3</sup> From September 21<sup>st</sup> 2020, suspected COVID outbreaks should be reported with the disease category ‘Acute Respiratory Infection (ARI)’. If one or more cases linked to the outbreak are subsequently confirmed as COVID-19, the ARI outbreak should be reclassified to being a COVID-19 outbreak. Outbreaks of suspected COVID-19 which were notified before September 21<sup>st</sup> 2020, and met the previous COVID-19 outbreak definition should remain as COVID-19 outbreaks on CIDR. The COVID-19 case definition is detailed on the [HPSC website](#)